



# P-LINE GEARBOXES

**pinion**

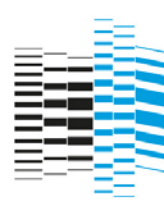
The P-Line is our premium product. The product range comprises four types of gearbox which are optimally adapted to the respective application.




**P1.18**  
DRIVE TYPE 6X3



**P1.12**  
DRIVE TYPE 4X3



**P1.9<sup>XR</sup>**  
DRIVE TYPE 3X3



**P1.9<sup>CR</sup>**  
DRIVE TYPE 3X3

## P1.18

18 extra fine and evenly graded gears offer enormous overall gear ratio. The benchmark for touring bikes and high-end trekking bikes.

18 real gears with no redundant gears

636% overall ratio

11.5% evenly graded

## P1.12

12 gears, evenly graded and optimised for mountain biking and touring.

12 real gears with no redundant gears

600% overall ratio

17.7% evenly graded

## P1.9XR

Nine widely spaced gears for fast and efficient shifting in e-bike and mountain bike applications.

9 real gears with no redundant gears

568% overall ratio

24.3% evenly graded

## P1.9CR

Nine finely spaced gears for urban use in fast pedelec and commuting bikes.

9 real gears with no redundant gears

364% overall ratio

17.5% evenly graded

Find out more about the P-Line gearboxes online at: <https://pinion.eu/en/p-line/>